SOUND TRASMISSION CLASS INFORMATION

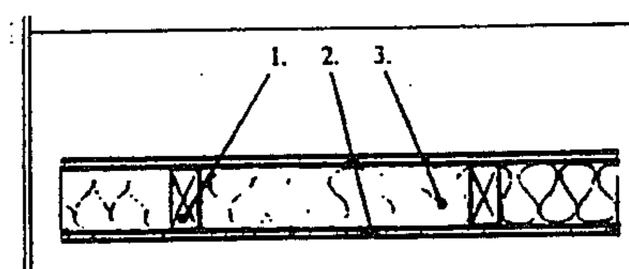	1. 2x4 studs, 16"o.c. 2. 1/2" type X gypsum board screwed 12"o.c. 3. 3 1/2" thick sound attenuation blanket.	...	Owens/Corning Fiberglas OCF W-20-69 1969 16' Owens/Corning Fiberglas	39	1.2.1.1.4.8
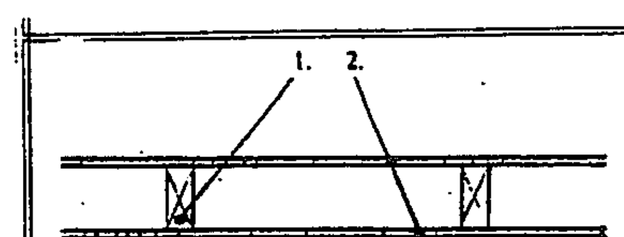	1. 2x4 studs, 16"o.c. 2. 1/2" gypsum board screwed to studs.	...	National Research Council of Canada NRC #66 1968 16' National Research Council of Canada	34	1.2.1.1.4.1
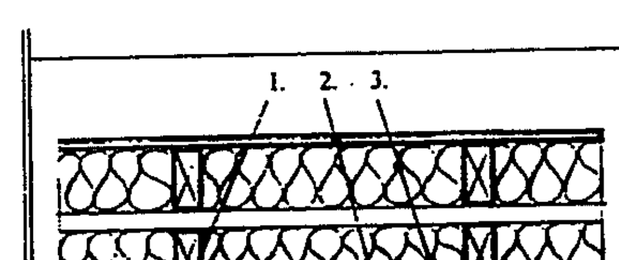	1. double row of 2x4 studs 16"o.c on separate plates spaced 1" apart. 2. 5/8" type X gypsum board attached with screws 16"o.c. 3. 3 1/2" thick sound attenuation blankets in both stud cavities.	...	Riverbank Acoustical Labs. TL73-83 1975 16' U.S. Dept. of Agriculture	57	1.2.4.1.5.4
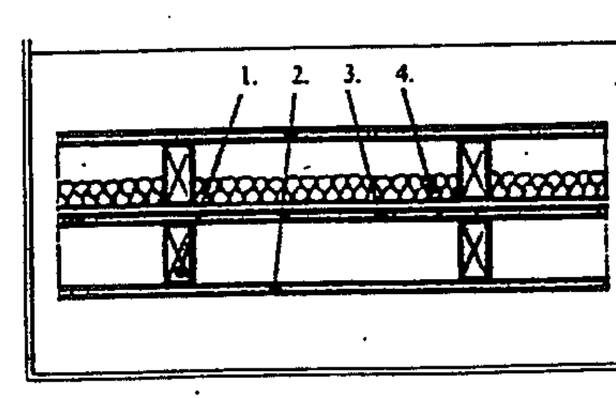	1. double row of 2x4 studs 16"o.c. on separate plates spaced 1" apart. 2. 5/8" type X gypsum board screwed 12"o.c. 3. 5/8" type X gypsum board screwed to studs. 4. 1 1/2" thick sound attenuation blanket.	...	Owens/Corning Fiberglas OCF 452 1966 16' Owens/Corning Fiberglas	54	1.2.4.1.5.12
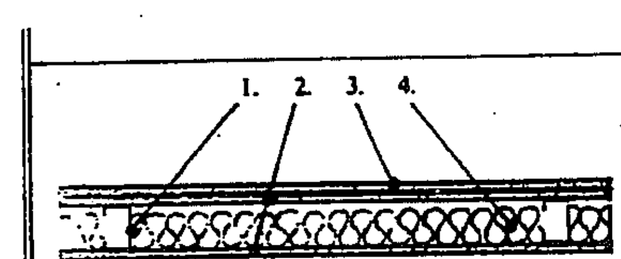	1. 2 1/2" metal studs, 24"o.c. 2. 1/2" type X gypsum board screwed 12"o.c. 3. 1/2" type X gypsum board screwed 24"o.c. 4. 2" thick sound attenuation blanket.	...	Owens/Corning Fiberglas OCF 551 1967 16' Owens/Corning Fiberglas	51	1.3.2.5.4.3
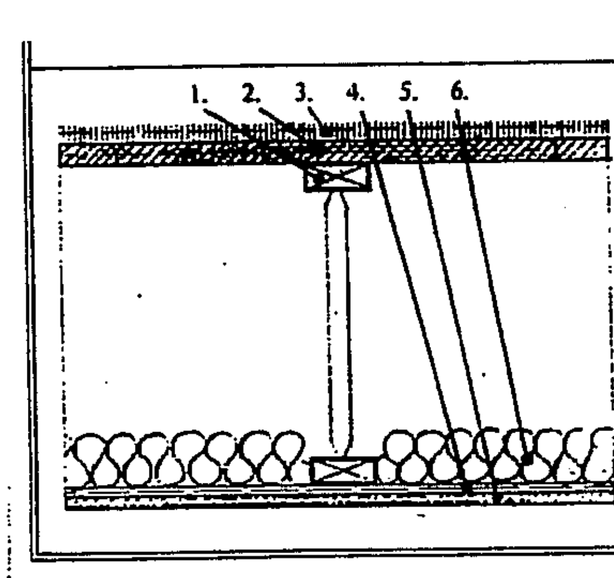	1. 18" deep open-web joists, 32"o.c. 2. 1 1/8" tongue and groove plywood nailed to joists. 3. 44 oz. carpet on 40 oz. hair pad. 4. resilient channels, 24"o.c. 5. 5/8" gypsum board screwed 12"o.c. 6. 3" thick sound attenuation blanket.	...	Kodaras Acoustical Labs. 224-34-65 224-35-65 1965 11f 16f American Plywood Assn.	47 69	2.2.1.2.1.2
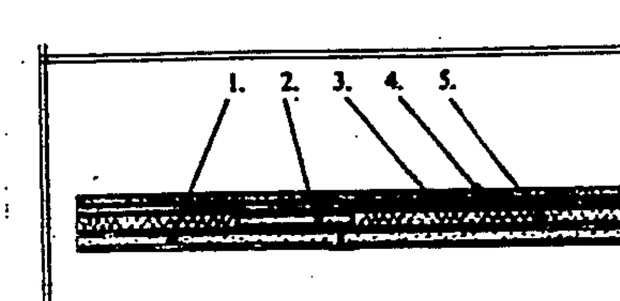	1. 1" by 24" gypsum board panels attached to angle runners at floor and ceiling with screws 6"o.c. 2. 1" by 6" gypsum board ribs fitted into metal shaft stud flanges and screwed 36"o.c. 3. 1/2" type X gypsum board screwed 24"o.c. 4. 1/2" type X gypsum board screwed 12"o.c. 5. 1" thick sound attenuation blanket.	...	Owens/Corning Fiberglas OCF 3RS5 W-8-72 1972 16f Gypsum Association	48	1.1.3.2.4.1
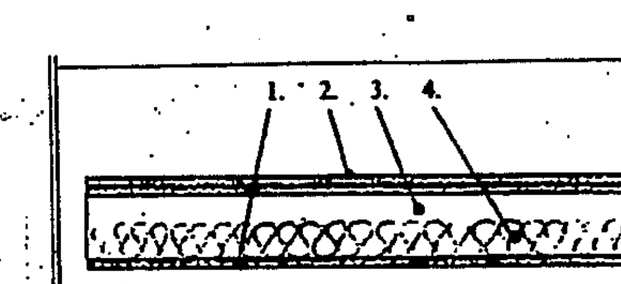	1. 1/2" gypsum board, no studs. 2. 1/2" gypsum board laminated to base layer with gypsum joint compound. 3. 5/8" air cavity. 4. 2" thick sound attenuation blanket.	...	National Research Council of Canada NRC #66 1968 16f National Research Council of Canada	48	1.1.3.3.4.3
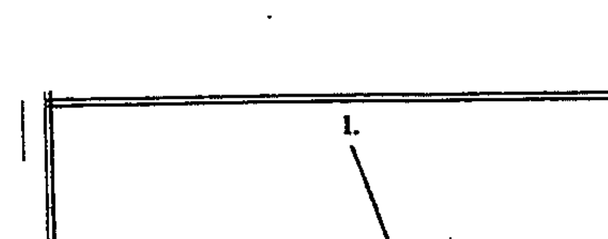	1. 5/8" gypsum board.	...	National Research Council of Canada NRC #66 1968 16f National Research Council of Canada	29	1.1.1.1.5.1

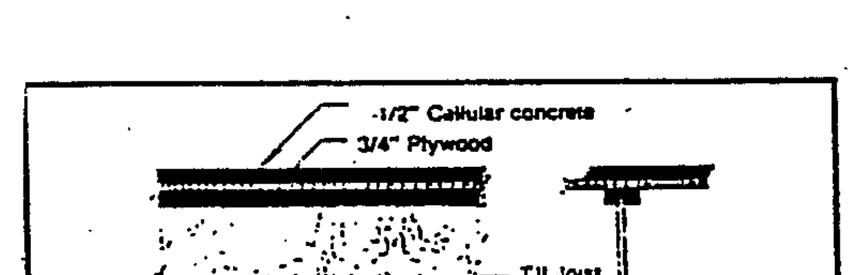

Laboratory Test
STC = 58
W/Pad and Carpet INR = +26
W/Vinyl-Tile INR = -1
G&H No. USDA -11 × ST

UL ASSEMBLY INFORMATION

Design No. U906
Bering Wall Rating—2 HR.
Nonbearing Wall Rating—2 HR.

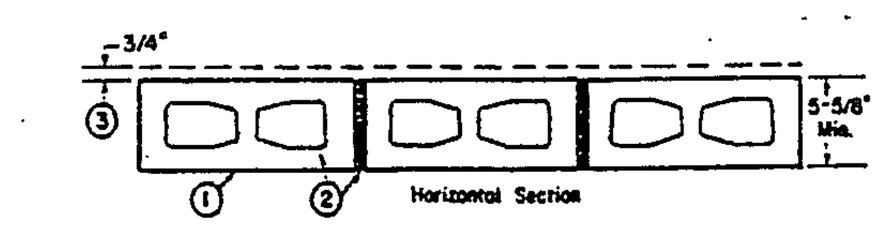

1. Concrete Blocks*—Nominal 6 by 8 by 16 in, hollow or solid. Classification D-2 (2 hr).
2. Mortar—Blocks laid in full bed of mortar.
3. Portland Cement Stucco or Gypsum Plaster.
4. Foamed Plastic*—(Optional-Not Shown).
*Bearing the UL Classification Marking

Design No. U905
Bearing Wall Rating—2 HR.
Nonbearing Wall Rating—2 HR

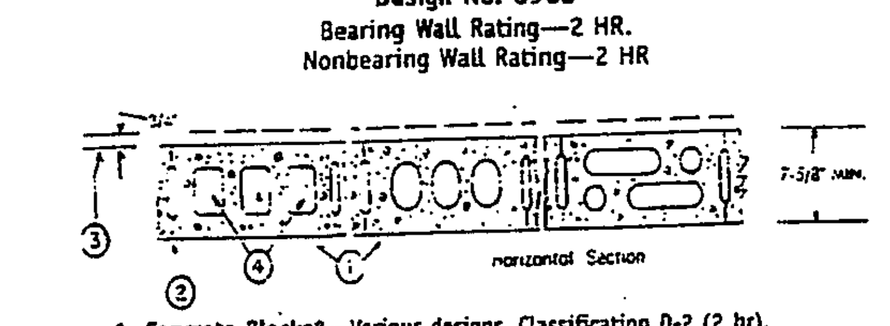

1. Concrete Blocks*—Various designs. Classification D-2 (2 hr).
2. Mortar.
3. Portland Cement Stucco or Gypsum Plaster.
4. Loose Masonry Fill.
5. Foamed Plastic*—(Optional-Not Shown).
*Bearing the UL Classification Marking

Design No. J900
Assembly Rating—2 HR.

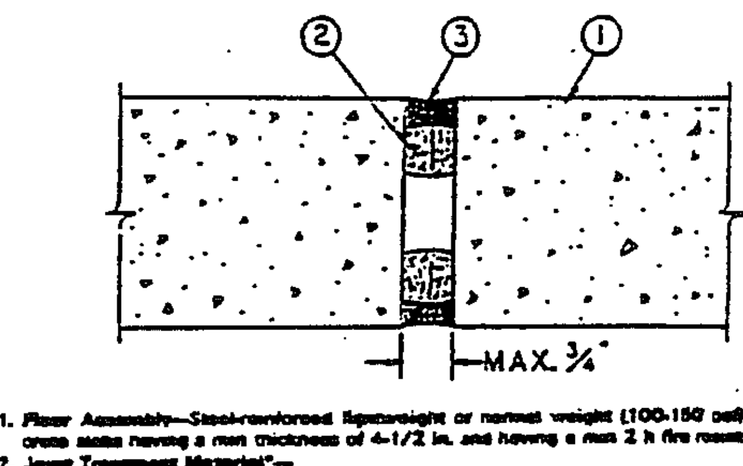

*Bearing the UL Classification Marking

Design No. U301
Bearing Wall Rating—2 HR.
Finish Rating—66 Min.

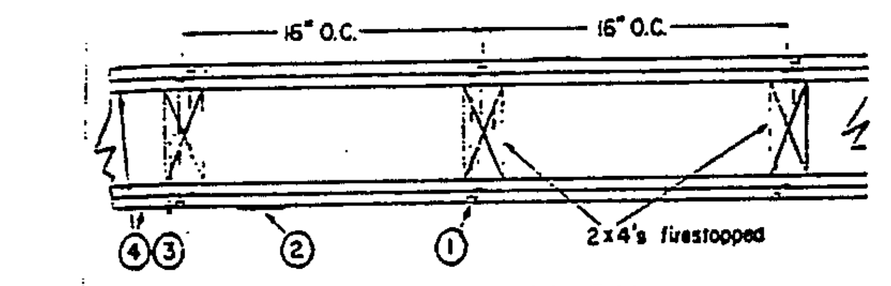

1. Nailheads—Exposed or covered with joint finisher.
2. Joints—Exposed or covered with fiber tape and joint finisher.
3. Nails.
4. Wallboard, Gypsum*.
4A. Wallboard, Gypsum*.
5. Molded Plastic*—Not shown, Optional.
*Bearing the UL Classification Marking

Design No. U305
Bearing Wall Rating—1 HR.
Finish Rating—See Item 3.

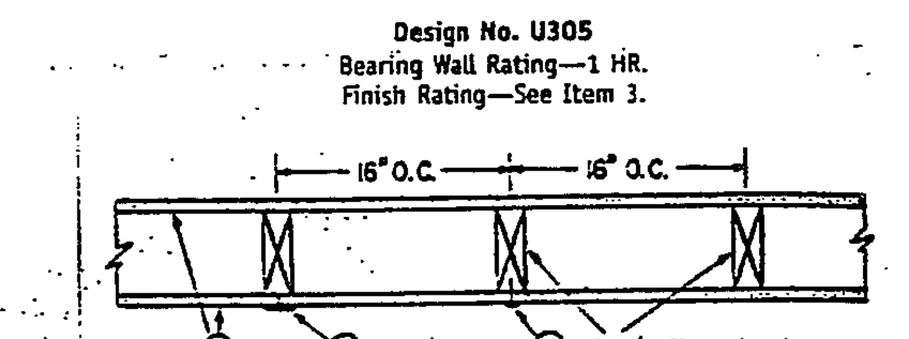

1. Nailheads—Exposed or covered with joint compound.
2. Joints—Exposed or covered with fiber tape and joint compound.
3. Wallboard, Gypsum*—5/8 in. thick.
3A. Wallboard, Gypsum*.
3B. Wallboard, Gypsum*.
4. Steel Corner Fasteners—(Optional).
5. Batts and Blankets*—(Optional, Not Shown) glass fiber or mineral wool insulation.
*Bearing the UL Classification Marking

Design No. U336
Exposed to fire from separation Wall side only
Nonbearing Wall Rating—2 Hr
Finish Rating—120 Min

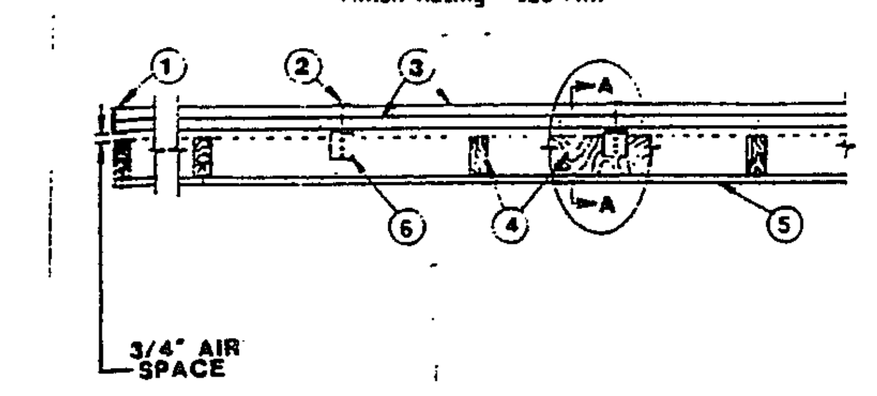

SECTION A-A

SEPARATION WALL: (Max Height - 44 ft)
PROTECTED WALL: (Bearing or Nonbearing Wall)
*Bearing the UL Classification Marking

Design No. U438
Nonbearing Wall Rating—2 HR.

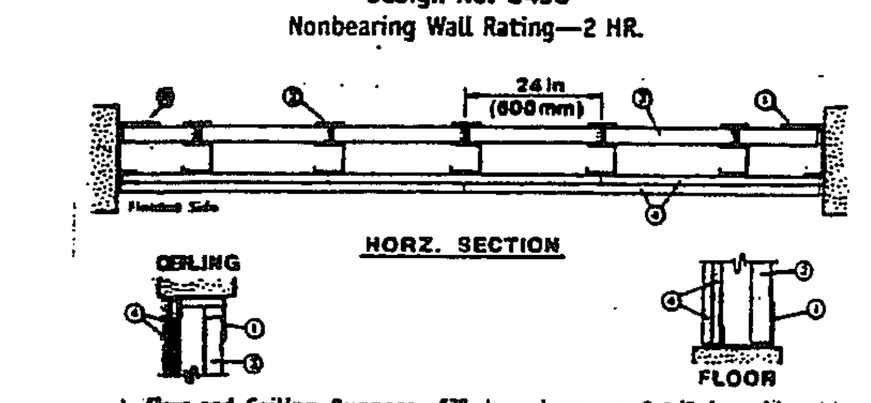

*Bearing the UL Classification Marking

Design No. U026
(Exposed To Fire On Wallboard Face Only)
Bearing Wall Rating—1 HR.

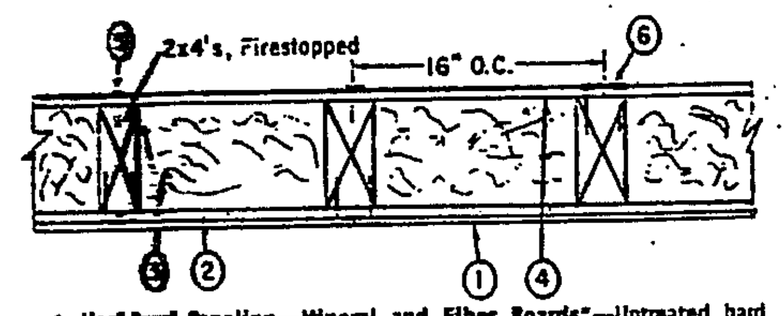

*Bearing the UL Classification Marking

Design No. L528
Unrestrained Assembly Rating - 1 Hr.
Finish Rating - 22 Min.

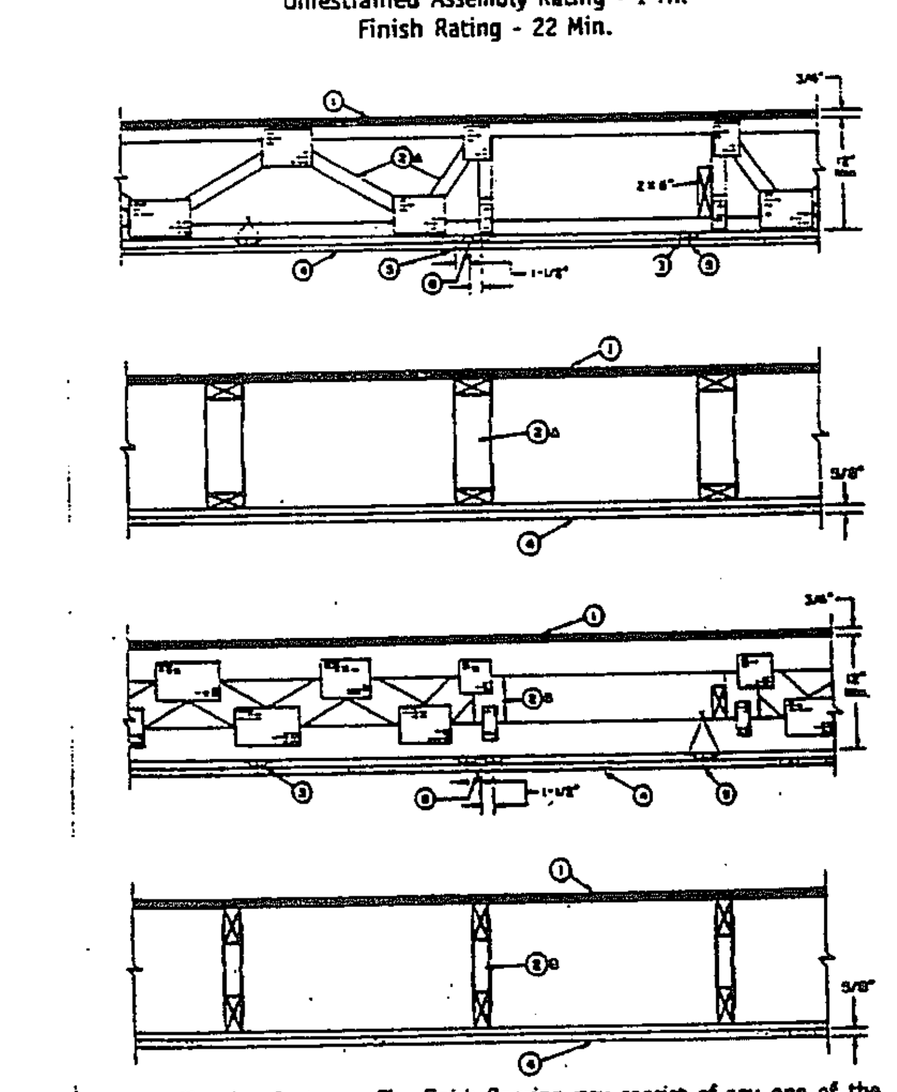

1. Flooring Systems—The finish flooring may consist of any one of the following systems:
2. Trusses—Parallel chord trusses.
3. Furring Channels.
3A. Resilient Channels.
4. Wallboard, Gypsum*—5/8 in. thick.
5. Screw, Wallboard.
6. Finishing System.
*Bearing the UL Classification Marking

THE LESSARD ARCHITECTURAL GROUP INC.
8603 WESTWOOD CENTER DRIVE
SUITE 400, VIENNA, VA 22182
703/760-9344
FAX 703/760-9328
email@lessardgroup.com
ARCHITECTURE • LAND PLANNING
URBAN DESIGN • ARCHITECTURAL ILLUSTRATIONS

OWNER / DEVELOPER
JADE
DEVELOPMENT COMPANY
8230 OLD COURTHOUSE ROAD
SUITE 422 VIENNA, VA. 22182
(703) 356-5233
(703) 356-7403 FAX

CIVIL ENGINEER
GREENHORN & O'MARA, Inc.
11211 WAPLES MILL ROAD
FAIRFAX, VA. 22030
(703) 293-8035
(703) 385-5721 FAX

STRUCTURAL ENGINEER
M.C.S. ENGINEERING, LLC.
8503 WESTWOOD CENTER DRIVE
SUITE 400
VIENNA, VA. 22182
(703) 760-9344
(703) 760-9328

M.E.P. ENGINEER
JCS ENGINEERING Inc.
8605 WESTWOD CENTER DRIVE
SUITE 502
VIENNA, VA 22182
(703) 883-0012
(703) 883-0015

GEOTECHNICAL ENGINEER

©1998 THE LESSARD ARCHITECURAL GROUP INC. EXPRESSLY RESERVES ITS COMMON LAW COPYRIGHT AND OTHER PROPERTY RIGHTS IN THESE PLANS. THESE PLANS ARE NOT TO BE REPRODUCED, CHANGED OR COPIED IN ANY FORM OR MATTER WHATSOEVER, NOR ARE THEY TO BE ASSIGNED TO ANY THIRD PARTY, WITHOUT FIRST OBTAINING THE EXPRESS WRITTEN PERMISSION AND CONSENT OF THE LESSARD ARCHITECURAL GROUP INC.

COMMONWEALTH OF VIRGINIA
CHRISTIAN JOSEPH LESSARD
4987
ARCHITECT

CHECKED BY :
DATE CHECKED :

NO.	REVISION	DATE

PLOT BY: PLOT TIME:
MOD. BY: clara MOD. TIME: 10/08/99 11:32 AM

DRAWING TITLE :
UL ASSEMBLY REFERENCES

PROJECT NAME :
METRO PLACE CONDOS AT DUNN LORING FAIRFAX COUNTY VIRGINIA.

DRAWN BY : CRC
PROJECT NO. : JAD-14
DATE : 02/28/00
SCALE : AS SHOWN
SHEET NO. :

A7-02

DWG NAME: P:\JADE\JAD14\Ja14a108.dwg